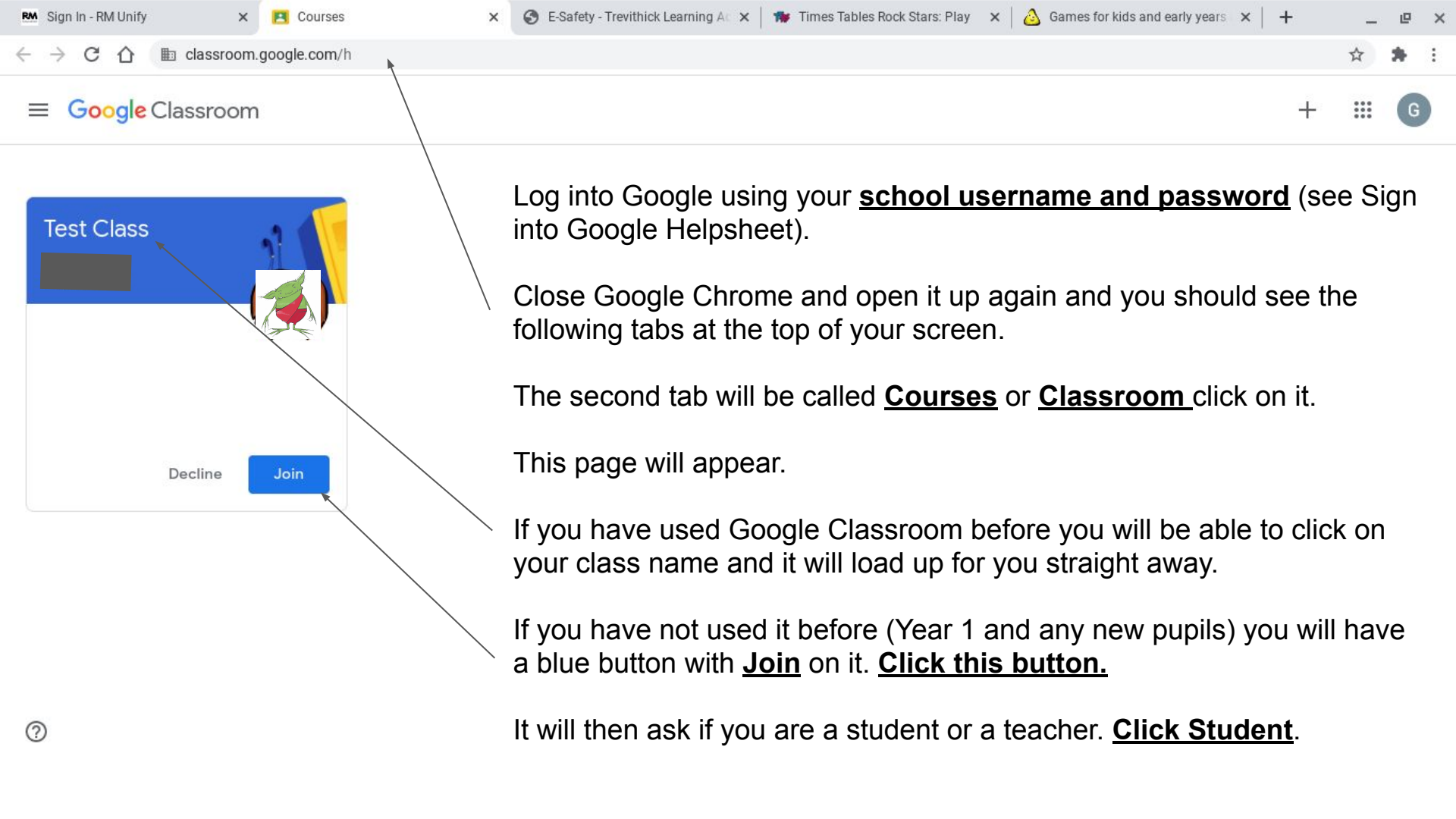


Google Classroom Guide

For Parents



Log into Google using your **school username and password** (see Sign into Google Helpsheet).

Close Google Chrome and open it up again and you should see the following tabs at the top of your screen.

The second tab will be called **Courses** or **Classroom** click on it.


This page will appear.

If you have used Google Classroom before you will be able to click on your class name and it will load up for you straight away.

If you have not used it before (Year 1 and any new pupils) you will have a blue button with **Join** on it. **Click this button.**

It will then ask if you are a student or a teacher. **Click Student.**






Upcoming


Woohoo, no work due in soon!

[View all](#)

 Announce something to your class

 **Sammy Tully**
09:38

Good morning everyone, how are you all today?

 Add class comment...

Once you have joined your classroom, you will see the Stream.

This is where you will find messages from your teacher along with any work they have set.





Upcoming

Woohoo, no work due in soon!

[View all](#)

Announce something to your class

Sammy Tully
09:38

Good morning everyone, how are you all today?

You can say hello here!

Sammy Tully posted a new assignment: Test Piece of Work
09:37

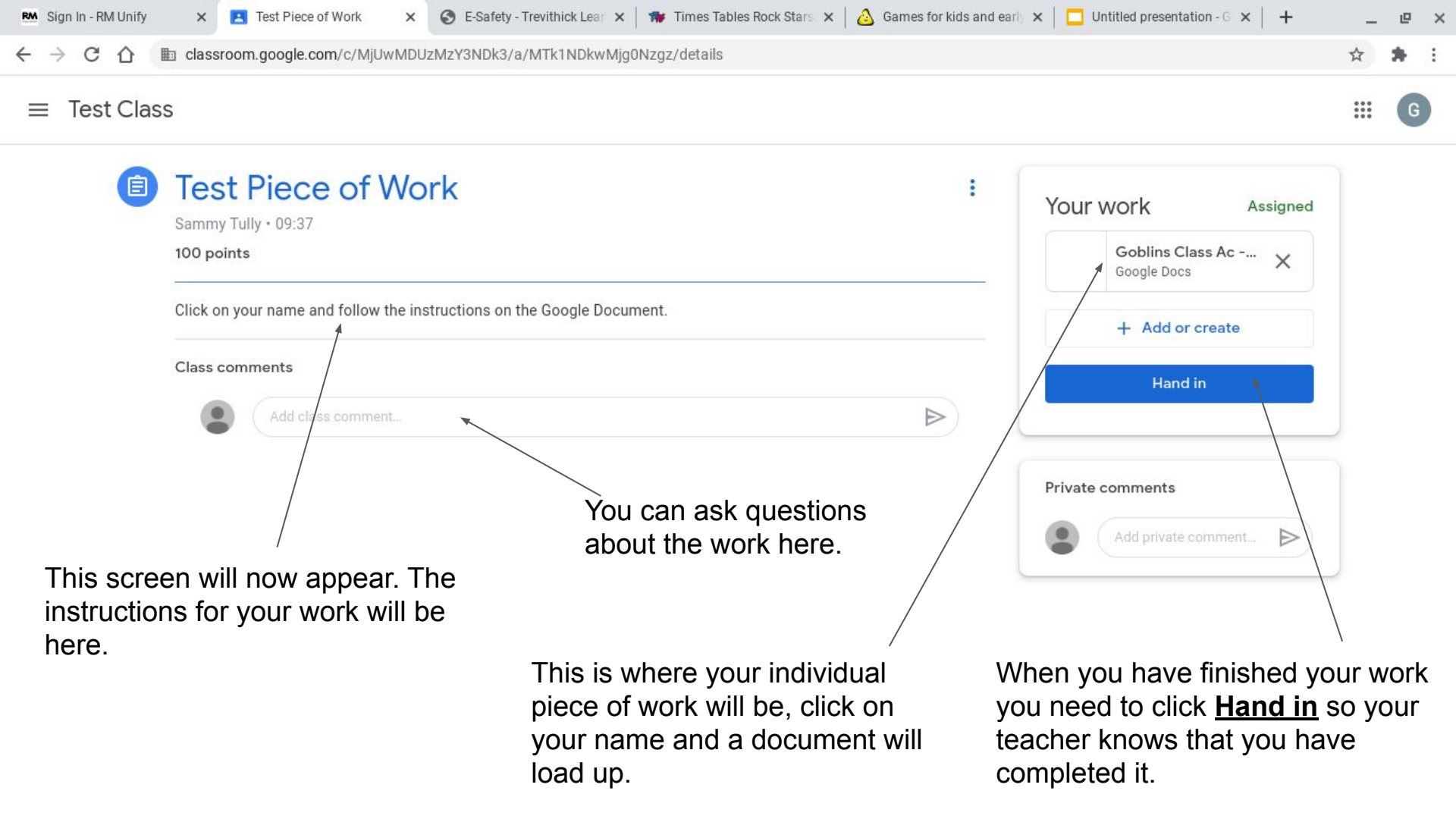
If your teacher has sent a message you will be able to reply here.

Just type your message and click the blue arrow to post your message.

Remember everyone in your classroom will be able to see and read this message.

Here is some work set by your teacher. Click on the box and it will take you to your work.





Test Piece of Work

Sammy Tully · 09:37

100 points

Click on your name and follow the instructions on the Google Document.

Class comments

Your work

Assigned

Goblins Class Ac - ...
Google Docs

+ Add or create

Hand in

Private comments

This screen will now appear. The instructions for your work will be here.

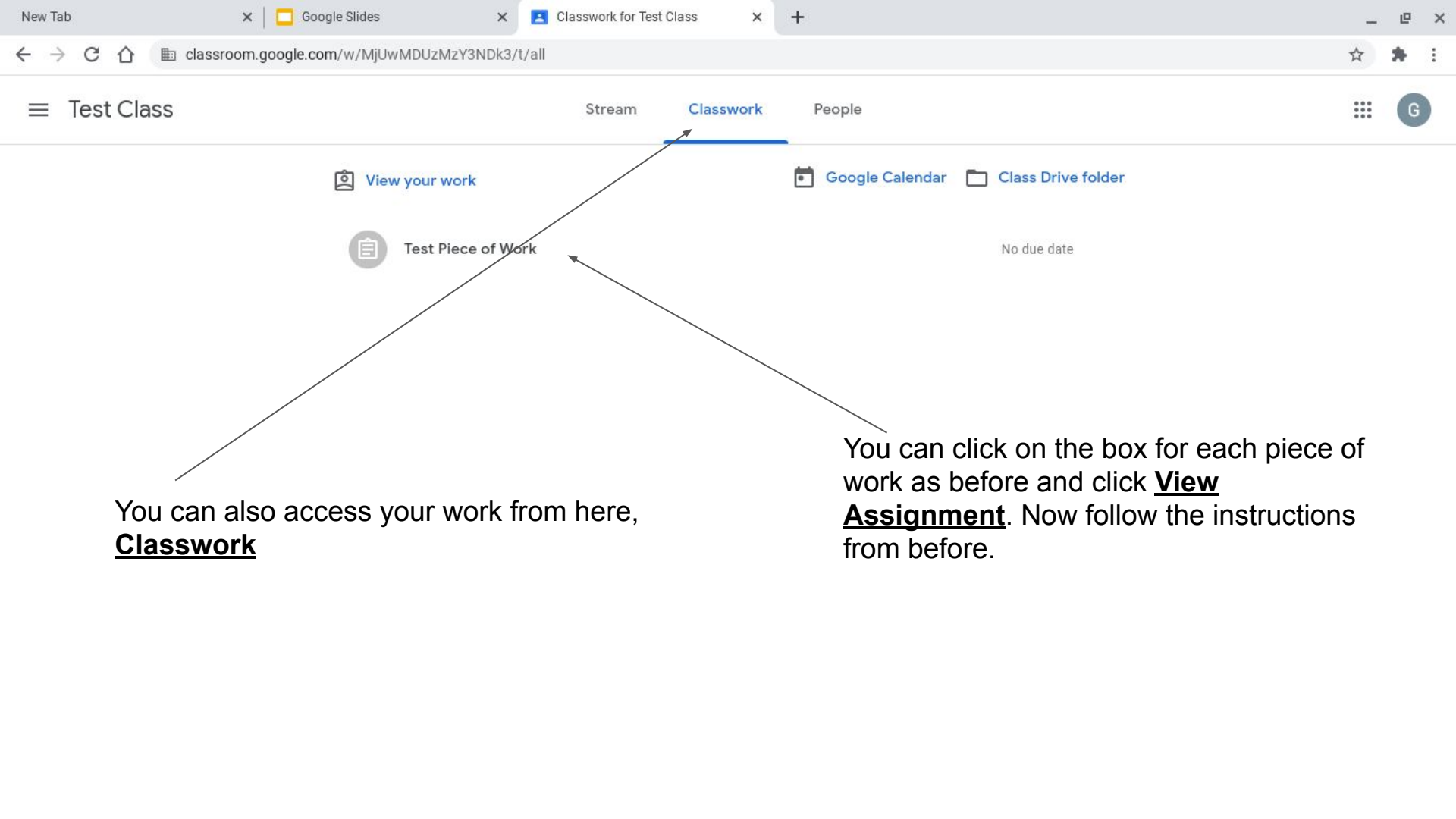
You can ask questions about the work here.

This is where your individual piece of work will be, click on your name and a document will load up.

When you have finished your work you need to click **Hand in** so your teacher knows that you have completed it.

The screenshot shows a Google Classroom interface. At the top, there are browser tabs for 'Sign In - RM Unify', 'Test Piece of Work', 'E-Safety - Trevithick Lear...', 'Times Tables Rock Stars', 'Games for kids and early', and 'Untitled presentation - G'. The address bar shows the URL 'classroom.google.com/c/MjUwMDUzMzY3NDk3/a/MTk1NDkwMjg0Nzgz/details'. The page title is 'Test Class'. The main content area is titled 'Test Piece of Work' by 'Sammy Tully · 09:37' with '100 points'. Below this, there is a instruction: 'Click on your name and follow the instructions on the Google Document.' and a 'Class comments' section with an 'Add class comment...' input field. On the right, there is a 'Your work' section labeled 'Assigned' containing a 'Goblins Class Ac - ... Google Docs' attachment with a close button, an '+ Add or create' button, and a 'Hand in' button. Below that is a 'Private comments' section with an 'Add private comment...' input field. A white dialog box is overlaid in the center, titled 'Hand in your work?'. It contains the text '1 attachment will be submitted for "Test Piece of Work".' and a list item 'Goblins Class Ac - Test Document'. At the bottom of the dialog are 'Cancel' and 'Hand in' buttons. An arrow points from the 'Hand in' button in the dialog to the 'Hand in' button in the 'Your work' section.

When you click Hand in this box will appear, click Hand in.



You can also access your work from here, **Classwork**

You can click on the box for each piece of work as before and click **View** **Assignment**. Now follow the instructions from before.